



This guide can be used with an existing ring to find out your (approximate) ring size. It is best to use a ring with a similar band width and style to the one you are considering purchasing. Please follow the steps below to determine your size. Email info@katherinebowman.com.au with any questions.

Step 1

Print this page out to 100% (ensure page scaling is set to 'none' on your printer). Check the printed size by measuring the line below. It should be exactly 5cm / 1.97"


Step 2

Place your ring on the chart below and match the inside edge of the ring to the circle in the nearest size

Step 3

The letter that fits best within the circle is your ring size. If the ring falls somewhere between two sizes, please [email](mailto:info@katherinebowman.com.au) to discuss further.

5cm / 1.97"



12.84 mm



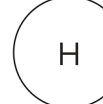
13.57 mm



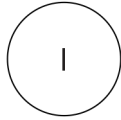
13.97 mm



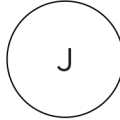
14.38 mm



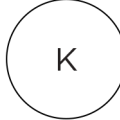
14.88 mm



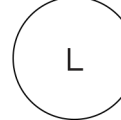
15.10 mm



15.49 mm



15.90 mm



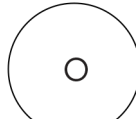
16.31 mm



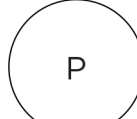
16.71 mm



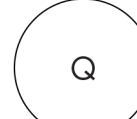
17.12 mm



17.53 mm



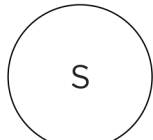
17.93 mm



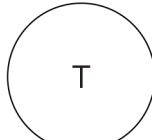
18.34 mm



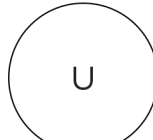
18.75 mm



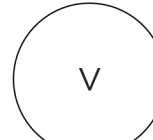
19.15 mm



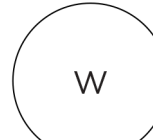
19.56 mm



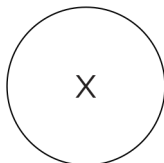
19.81 mm



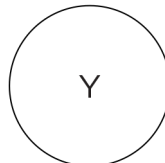
20.17 mm



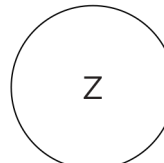
20.61 mm



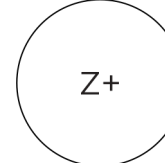
20.99 mm



21.32 mm



21.71 mm



22.10 mm